

# My FIRST

## Recorder Book!

Notes B, A and G



Name:

Class:

Teacher;





The **recorder** is a musical instrument that is a type of flute.



In Europe, people started to play the recorder in medieval times. The recorder was often used by musicians to sound like bird song.

Purcell, Bach, Telemann and Vivaldi all wrote music for the recorder.



By the 1900s very few people played the recorder. They liked the flute and other instruments better than the recorder.




In the 1900s more people started to learn the recorder again. One reason was that the recorder is a good instrument for children to learn about music.





**B**




Descant Recorder

# B is for Biker Ben

Words and Music Copyright © Heather Ward 2015  
Recording Copyright © 2015, 4 Part Music Limited

Count-in: 1 2 3 4, 2 2 3 4  
Intro: 1 2 3 4, 2 2 3 4

Heather Ward



Descant Recorder

# Brake Ben, Brake

Words and Music Copyright © Heather Ward 2015  
Recording Copyright © 2015, 4 Part Music Limited

Count-in: 1 2 3 4, 2 2 3 4  
Intro: 1 2 3 4, 2 2 3 4

Heather Ward

Musical notation for the song 'Brake Ben, Brake'. It consists of two staves of music in 4/4 time. The first staff starts with a treble clef and a key signature of one flat (Bb). The notes are: Bb, Bb, Bb, Bb, Bb, Bb, Bb, Bb. The lyrics are: 'In the park, 'til it's dark, Bi - ker Ben is fear - less. Does'. The second staff starts with a treble clef and a key signature of one flat. The notes are: Bb, Bb, Bb, Bb, Bb, Bb, Bb, Bb. The lyrics are: 'wheel - ies, jumps, then spins and brakes, Bi - ker Ben is fa - mous!'. There is a '5' written above the second staff.

Can you write your own 'bike themed' recorder piece using the note 'B'?

For instance; "I can ride, on my bike. It goes very fast"

Now put the note B, with rhythm, to your words;

Musical notation for the example sentence "I can ride on my bike it goes very fast!". It is written on a single staff in 4/4 time with a treble clef and a key signature of one flat. The notes are: Bb, Bb, Bb, Bb, Bb, Bb, Bb, Bb. The lyrics are: "I can ride on my bike it goes ve - ry fast!".

\_\_\_\_\_

A blank musical staff consisting of five horizontal lines.

A blank musical staff consisting of five horizontal lines.

Descant Recorder

# The BMX Track

Words and Music Copyright © Heather Ward 2015

Recording Copyright © 2015, 4 Part Music Limited

Count-in: 1 2 3 4, 2 2 3 4

Heather Ward

8  
We've gone down to watch the race, cheer-ing Bi - ker Ben with the

4  
rest. Sees us, smiles and looks a - round,


7  
now's the time to do his ve - ry best. Round the track he gent - ly glides,

11  
build-ing an im-pres-sive, spee-dy pace. Then takes off and leaps up high,

15  
near-ly sends him in - to ou-ter space. Bare - ly had he touched the track,

19  
nose wheel-ie fol - lowed, mouths a - jar. Bar spins, back flips,

22  
such con - trol, Bi - ker Ben's our he - ro, what a star!



Descant Recorder

# A is for Annie's Animals

Words and Music Copyright © Heather Ward 2015  
Recording Copyright © 2015, 4 Part Music Limited

Count-in: 1 2 3 4, 2 2 3 4

Heather Ward

An - nie loves her a - ni - mals, her house is like a zoo! She

5

Start - ed off with two of each but the num - bers grew and grew!

# No More Animals, Annie!

Words and Music Copyright © Heather Ward 2015  
Recording Copyright © 2015, 4 Part Music Limited

Count-in: 1 2 3 4, 2 2 3 4

Heather Ward

The musical score is written on a treble clef staff in 4/4 time. It consists of three lines of music. The first line starts with a count-in of 1 2 3 4, 2 2 3 4. The notes are: G4, A4, B4, C5, B4, A4, G4, F4, E4, D4, C4. The lyrics are: Gui - nea pigs, ham - sters, rab - bits ga - lore, dogs, cats, ger - bits, feed - ing's such a chore! Step - ping here, step - ping there, don't tread on a paw! No more an - i - mals, An - nie, no more!

Can you write your own 'animal themed' recorder piece using the notes 'A' and 'B'?

Perhaps you could use Crotchets, minims and quavers this time?

Two sets of blank musical staves, each consisting of five horizontal lines, provided for the student to write their own animal-themed recorder piece.



# Annie's Granny

Words and Music Copyright © Heather Ward 2015

Recording Copyright © 2015, 4 Part Music Limited

Count-in: 1 2 3 4, 2 2 3 4

Heather Ward

8

Walked down the road called on my friend An - nie.

3

House is filled with a - ni - mals in ev - ery nook and cran - ny.

5

Dogs are on the chairs, cats are on the stairs, but they

7

all leap up and dis - ap - pear when down the path walks Gran - ny!

9

11

Gran - ny's got a shrie - ky voice, loves to do ka - ra - te!

13

Ter - ri - fies them all to death, keeps her hale and hear - ty.

15

Rab - bits peep round so - fas, ham - sters hide in loa - fers.


17

Gran - ny's gone, at last she's gone. Yip - pee it's time to par - ty!





# G




## Descant Recorder

# Gianna and Giuseppe

Words and Music Copyright © Heather Ward 2015  
Recording Copyright © 2015, 4 Part Music Limited

Heather Ward

Count-in: 1 2 3 4, 2 2 3 4



Just down the road live the Ge - mi - ni twins, best of friends are Gian-na and Giu-



sep-pe. They share all their games and are glad who - e - ver wins, but if




they beat George they'll be ve - ry hap-py, hap-py, hap-py, hap-py, hap-py!



# Mary Had a Little Lamb





# Three's a Crowd!



# Fais Dodo - 'Go To Sleep'

French Traditional



# G is for Game Boy George


Words and Music Copyright © Heather Ward 2015  
Recording Copyright © 2015, 4 Part Music Limited

Count-in: 1 2 3 4, 2 2 3 4

Heather Ward

Intro: 1 2 3 4, 2 2 3 4

8




He just sits there, eyes trans - fixed there, we all call him

4



Game Boy George. Fin - gers fran - tic, score gi - gan - tic,

7




we all call him Game Boy George. High - er,

10



high - er, hold our breath as num - bers mount.


13



High-er, high-er, "Wish they were pounds in my bank ac- count!"




**C**  
**High**




## C Saw

J. Cockshott






**D**  
**High**




D is for Donut!

J. Cockshott



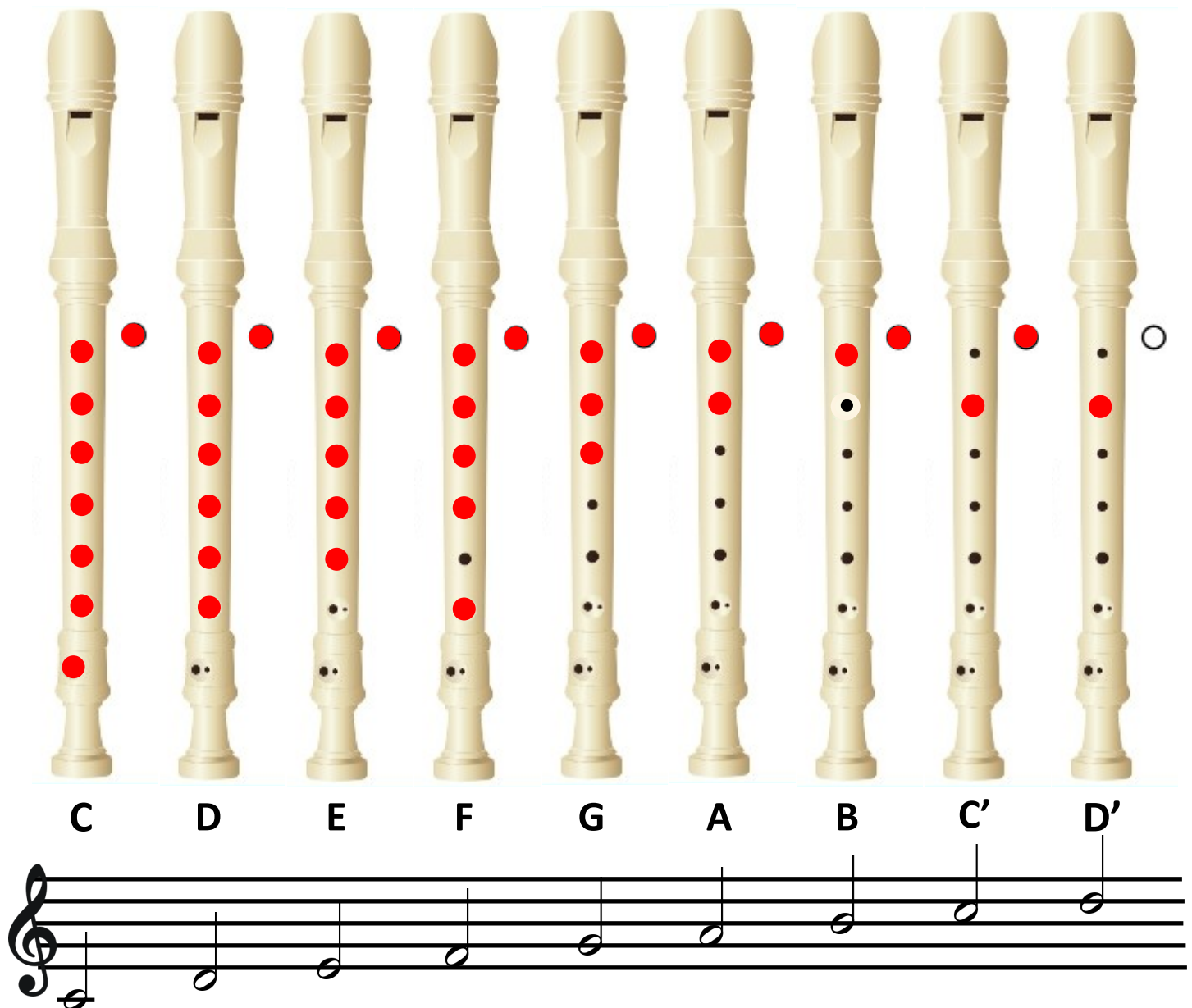
# Get up! Get Down!

J. Cockshott





# ALL the Recorder notes...for the moment! 😊



The diagram illustrates the fingerings for nine different notes on a recorder. Each recorder is shown with red dots indicating which finger holes are covered. The notes are labeled C, D, E, F, G, A, B, C', and D'. Below the recorders is a musical staff with a treble clef, showing the notes C, D, E, F, G, A, B, C', and D' on a single line.

- **DO TRY** and play all the notes
- **DO BREATHE** the notes **DON'T BLOW** the notes!
- **DO COVER** the holes carefully
- **DO** remember to **BE PATIENT** with yourself! This stuff's hard!
- **DO** always **SMILE** and **LAUGH**...except when you're playing—that don't work!



# Sea Trees Breeze

8 1 2 3 4 2 2 3 4

5 1 2 3 4

9 1 2 3 4

13

17

21 1 2 3 4

25 1 2 3 4



# London's Burning

